

Objectives:

To revise the school subjects.

To be able to express your opinions about different lessons.



Bonjour!

If you didn't complete the work set last time, you will need to practise the new vocabulary on Linguascope.

Beginner / French / Blue section/ les matières



la musique
les maths
la géographie
les sciences
l'histoire
le français
l'anglais
la technologie
le dessin
le théâtre
la danse

Do you remember what
these lessons are?. Test
yourself (the answers are
on the next slide).

l'informatique

l'EPS

l'instruction religieuse

l'instruction civique

l'espagnol

l'allemand

la musique **music**

les maths **maths**

la géographie **geography**

les sciences **science**

l'histoire **history**

le français **French**

l'anglais **English**

la technologie **DT/RM**

le dessin **Art**

le théâtre **Drama**

la danse **Dance**

Les Matières: answers

l'informatique **Computing**

l'EPS **PE**

l'instruction religieuse **RE**

l'instruction civique **PSHE**

l'espagnol **Spanish**

l'allemand **German**

In your French book or on paper if you do not have your book.

Notez la date et le titre.

(Write the date and the title)

La date:

lundi, mardi, mercredi, jeudi, vendredi...

onze - douze - treize - quatorze - quinze...













mars

Le titre: Mes matières. My lessons.

1. Écouter: listening (Use the MP3 attached - Year 7 subjects repeat key words)

Écoute et répète
(listen and repeat - just say the words, no need to write them down).

2 Mes matières Talking about your school subjects
Using the pronoun *nous*

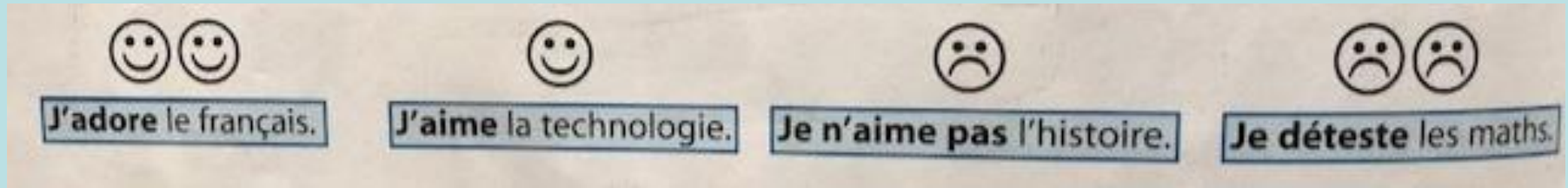
a  le français	b  le dessin	c  le sport	d  le théâtre	e  la technologie	f  la géographie
g  la musique	h  l'histoire	i  l'anglais	j  l'informatique	k  les maths	l  les sciences

😊😊 J'adore le français. 😊 J'aime la technologie. 😞 Je n'aime pas l'histoire. 😞😞 Je déteste les maths.

Écouter Écoute et répète.

Expo-langue

2. Copy the smiley faces and the key sentences into your book.



Comment dit-on (how do we say...)?

- 1. I like =*
- 2. I don't like =*
- 3. I love =*
- 4. I hate =*



3. Write the phrases for each picture 1-8 below (e.g. 1. J'aime les sciences.)



1 Écoute et répète.



2 Écris des phrases.



Exemple: 1 J'aime les sciences.



Expo-langue
When you say that you like/dislike something, you put **le/la/les** before the noun.
Exemple: J'aime la technologie. Je déteste le tennis.
Pour en savoir plus ▶ page 130 (1.3)

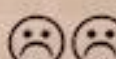

1  



2  



3  

4  

5  

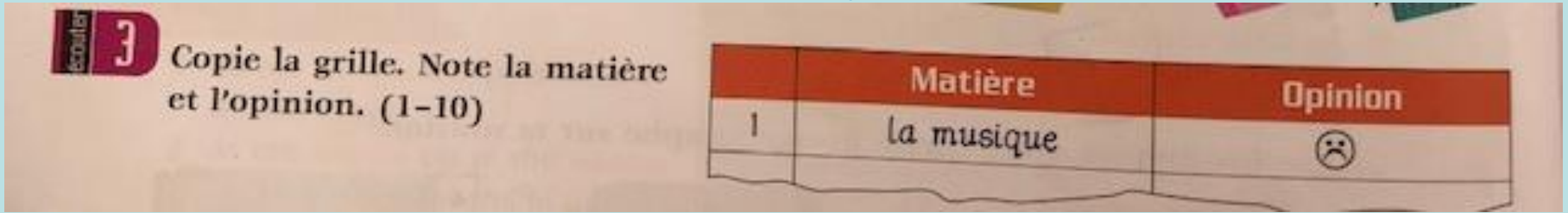
6  

7  

8  

Extension: - can you make up some sentences of your own, saying which lessons you like and dislike?

4. Écouter: listening (Use the MP3 attached - Year 7 opinions about school subjects)









Copy the grid. Write the subject and the opinion (1-10)

	Matière	Opinion
1.	la musique	☹️
2.		
3.		
4.		
5.		
6.		
7.		
8.		
9.		
10.		

5. Parler: speaking

Battleship: Copy this grid on paper or in your book.

You could maybe do this with a friend on the phone, WhatsApp or FaceTime? Or at home with a member of your family?

	les maths	la musique	les sciences	le français	le dessin	le sport	l'histoire
J'aime							
Je n'aime pas							
J'adore							
Je déteste							

J'adore le français.

6 SHIPS
(you choose in
which squares you
want to hide them).

Bravo!



- ❖ You have completed this week's French work.
- ❖ Remember to take a photo of your work and to submit it on TEAMS